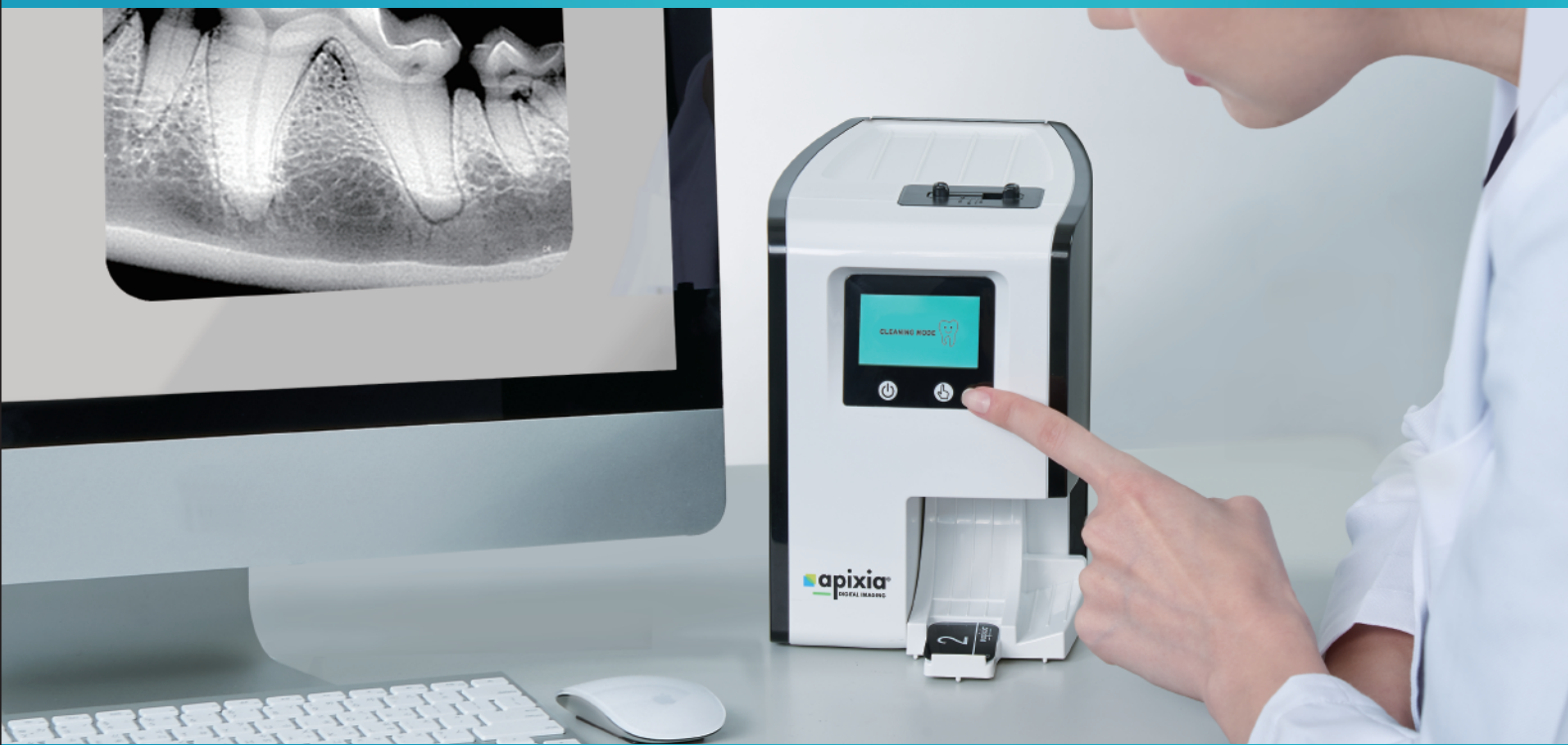


ONE BUTTON MAINTENANCE

Maintenance features for enhanced durability



The Apixia EXM® PSP Scanner has an exclusive cleaning mode. Specially designed cleaning plates can be inserted into the PSP Scanner which allow for easy maintenance and long-term durability.



Cleaning Plates



THE BEST PROTECTION AND COMFORT FOR EVERYONE



Plate Barrier Envelope

Made with environmentally friendly materials which avoid cross contamination and provide protection for the animal.



Plastic Plate Carrier



Plate Transfer Box

Provides protection, easy storage and transportation of phosphor plates.

TECHNICAL SPECIFICATIONS

COMPUTER REQUIREMENTS*

Windows 11 /Windows 10 /Windows 7 (32/64-bit)

USB 2.0 / USB 3.0 Port

CD/DVD Drive

*Computer not included

EXM® PSP SCANNER SPECIFICATIONS

Dimensions 196 mm x 140 mm x 213 mm

Weight 3.7 kg

Voltage AC 100-240V, 50-60Hz

Theoretical Resolution 22 lp/mm

Scan Time About 10 seconds

Connection Type USB 2.0 / USB 3.0 / Ethernet

Plate Sizes Size #0, #1, #2, #3

Plate Erasing Automatic

Software TWAIN Compatible / DICOM 3.0



Apixia Corporation Company Address: 7F-1, 128, Sec.2, Dunhua S. Rd., Da-An Dist., Taipei City Taiwan R.O.C.
Office: +886-2-2702-2608 Fax: +886-2-2755-4919 Email: vet@apixia.asia www.apixiavet.com

Apixia Inc. Company Address: 18688 San Jose Ave. Industry, CA 91748 USA
Office: +1-626-810-9201 Fax: +1-626-810-9207 Email: info@apixia.com www.apixiavet.com

Apixia Japan Company Address: 1324, Ooida, Daian-cho, Inabe-shi, Mie-ken 511-0274, Japan
Office: +81-594-41-3080 Fax: +81-594-41-3081 Email: sales3@apixia.asia www.apixiavet.com



EXM® PSP SCANNER DIGITAL DENTAL RADIOGRAPHY IMAGING SYSTEM

minimum size. maximum performance.

INNOVATIVE

FLEXIBLE IN MORE WAYS THAN ONE

The Apixia EXM® PSP Scanner packs tremendous imaging power into a small package. Tiny enough to fit into the most crowded vet operators, yet robust enough to be placed in a central location for use by the entire clinic, the Apixia EXM® PSP Scanner is the ideal product for any size vet practice. Imaging with PSP plates offers all the flexibility and durability of film, combined with the immediacy and environmental benefits of digital radiography.



VERSATILE



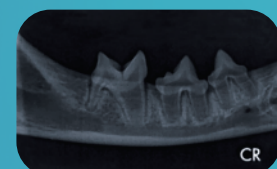
INTUITIVE

WORK AT ANYTIME, ANYWHERE YOU WANT

The Apixia EXM® PSP Scanner can be connected by either USB or ETHERNET. The scanner is suitable for any size clinic and also is supported by a wide variety of 3rd party software. Apixia PSP Digital Imaging Software can be easily networked and user friendly. Helpful built-in features make your treatment faster and more accurate.



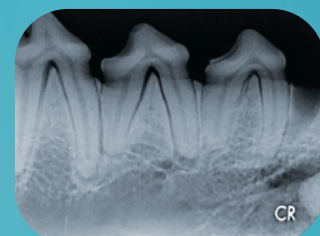
LASER FAST IMAGE PROCESSING



Feline lower molars



Feline lower incisors



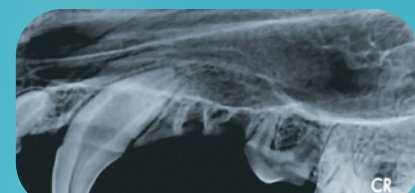
Lower premolars



Feline mandible




Lower molars



Upper canine

FOUR PHOSPHOR PLATE SIZES FOR VARIOUS ANIMAL STRUCTURES

With the Apixia EXM® PSP Scanner, various animal structures such as tooth apices, alveolar bone and dentition can be viewed with different size plates. Possible periodontal disease and calculus can all be seen clearly and diagnosed for comprehensive dental treatment plans. Phosphor plates are reusable a countless number of times to maximize your investment.



SIZE 0
35×22mm



SIZE 1
40×24mm



SIZE 2
41×31mm



SIZE 3
54×27mm



INTERFACE

The software delivers dozens of powerful features, presented with simplicity and technological elegance that make the system a snap for each user.

